



PRICE LIST JULY 2010

SELF RESET MODELS (Standard Models, ideal for woodworking machines and for improving production)

For Motors Sizes:	Standard Model for retro – fitting to machines retaining existing starter:	Price: (£) Sterling	Model complete with Starter:	Price: (£) Sterling
0 - 1.75 hp (1.3 Kw)	175PM	299.00	175PM/DOL	323.00
2 hp – 5.5 hp (4 kw)	550PM	326.00	550PM/DOL	343.00
6 hp – 10 hp (7.4 Kw)	1000PM	349.00	1000PM/DOL	399.00
10 hp – 15 hp (11 Kw)	1500PM	399.00	1500PM/DOL	435.00
2 hp – 5.5 hp (4 kw)			550PM/SD	497.00
6 hp – 10 hp (7.4 Kw)			1000PM/SD	552.00
10 hp – 15 hp (11 Kw)			1500PM/SD	575.00
15 hp – 20 hp (15 Kw)	2000PM	565.00	2000PM/SD	765.00
20 hp – 25 hp (19 Kw)	2500PM	647.00	2500PM/SD	847.00
30 hp (22 Kw)	3000PM	960.00	3000PM/SD	1,193.00
40 hp (30 Kw)	4000PM	1,428.00	4000PM/SD	1,694.00
50 hp (38 Kw)	5000PM	1,709.00	5000PM/SD	2,097.00

Notes:

DOL Models incorporate a Direct on Line Starter.
SD Models incorporate a Star Delta Starter.


Tenoner Guarding System Complete: £ 599.00
Cross Cut Saw Return Spring: £ 148.50

SELF RESET MODELS (Special 'Multi Spindle' Versions for Multiple Motors)

Total of Motor HP (KW) / Motor Quantity.	Standard Model for retro – fitting to machines retaining existing starter	Price: (£) Sterling	Special CT Units for Frequency Change Router Machines,	Price: (£) Sterling
5.5 hp (4.0 Kw) / 2	550PM/2	424.00		
5.5 hp (4.0 Kw) / 3	550PM/3	465.00		
10 hp (7.4 Kw) / 2	1000PM/2	499.00	1000PMCT	495.00
10 hp (7.4 Kw) / 3	1000PM/3	520.00		
10 hp (7.4 Kw) / 4	1000PM/4	542.00		
10 hp (7.4 Kw) / 5	1000PM/5	589.00		
15 hp (11 Kw) / 4	1500PM/4	620.00	1500PMCT	540.00
15 hp (11 Kw) / 5	1500PM/5	659.00		

Notes:

Models of any size or motor quantity can be built to suit your requirements.
Refer to Switches on Page 3 for Prices of Emergency Stop Buttons and Ancillaries.



MANUAL RESET MODELS (Models for rapid emergency stopping, activated by a remote trip switch)

For Motors Sizes:	Standard Model for retro – fitting to machines retaining existing starter	Price: (£) Sterling	Model complete with Starter:	Price: (£) Sterling
0 - 1.75 hp (1.3 Kw)	SM175	254.00	SM175/DOL	299.00
2 – 5.5 hp (4.0 Kw)	SM550	312.00	SM550/DOL	329.00
6 hp – 10 hp (7.4 Kw)	SM1000	333.00	SM1000/DOL	399.00
10 hp – 15 hp (11 Kw)	SM1500	377.00	SM1500/DOL	445.00
2 – 5.5 hp (4.0 Kw)			SM550/SD	499.00
6 hp – 10 hp (7.4 Kw)			SM1000/SD	533.00
10 hp – 15 hp (11 Kw)			SM1500/SD	577.00
15 hp – 20 hp (15 Kw)	SM2000	496.00	SM2000/SD	768.00
20 hp – 25 hp (19 Kw)	SM2500	535.00	SM2500/SD	849.00
30 hp (22 Kw)	SM3000	744.00	SM3000/SD	1,196.00
40 hp (30 Kw)	SM4000	1,328.00	SM4000/SD	1,698.00
50 hp (38 Kw)	SM5000	1,598.00	SM5000/SD	2,099.00

Notes:

DOL Models incorporate a Direct on Line Starter.

SD Models incorporate a Star Delta Starter.

MANUAL RESET MULTI SPINDLE MODELS ('Multi Spindle' Versions for Multiple Motors activated by a remote trip switch)

Total of Motor HP (KW) /Motor Quantity.	Model for Four Speed Pole Change Motors	Price: (£) Sterling	Model for single and two speed motors	Price: (£) Sterling
5.5 hp (4.0 Kw)/ 2	SM550-2SP	424.00	SM600-2SP	424.00
5.5 hp (4.0 Kw)/ 4	SM550-4SP	499.00	SM1000-4SP	542.00
10 hp (7.4 Kw)/ 6	SM550-6SP	785.00	SM1500-6SP	827.00

Notes:

Models of any size or motor quantity can be built to suit your requirements.

Refer to Switches on Page 3 for Prices of Emergency Stop Buttons and Ancillaries.

**When Ordering Please state Full Model Reference and Exact Motor Rating
All Units are Supplied as 380/420 Volt 3 Phase 50Hz as standard,
Please specify if you require otherwise.**




TRIP SWITCHES, ACTUATORS AND ACCESSORIES



360 degree Telescopic Probe Switches

Model/Description	RDM Part No.	Price: (£) Sterling
<i>P4016 / Extends from 100mm to 400mm</i>	32030	52.50
<i>P8036/ Extends from 200mm to 900 mm</i>	32031	53.50



**360 degree Telescopic Probe Switches on Magnetic Base
Complete with Permanent Magnet and On / Off Switch**

Model/Description	RDM Part No.	Price: (£) Sterling
<i>P4016M / Extends from 100mm to 400mm</i>	32034	110.00
<i>P8036M/ Extends from 200mm to 900 mm</i>	32035	110.00

Spare Telescopic Probe Arms

Model/Description	RDM Part No.	Price: (£) Sterling
<i>TA4016 / Extends from 100mm to 400mm</i>	32012	22.00
<i>TA8036/ Extends from 200mm to 900 mm</i>	32013	22.00

Wire Pull Switches

Model/Description	RDM Part No.	Price: (£) Sterling
<i>P1 Switch Only</i>	33705	52.80
<i>Tensioner Kit & Bracket</i>	32702	27.80
<i>Red PVC covered Cable</i>	30591	0.85 / Metre

(Minimum Cable Order 3 Metres)



Emergency Stop Foot and Kick type Switches

Model/Description	RDM Part No.	Price: (£) Sterling
<i>F12 300mm foot</i>	<i>33900</i>	<i>110.00</i>
<i>KP 150 500mm kick</i>	<i>Kp150/500</i>	<i>195.00</i>
<i>KP 150 1000mm kick</i>	<i>Kp150/1000</i>	<i>200.00</i>
<i>KP 150 1500mm kick</i>	<i>Kp150/1500</i>	<i>212.00</i>
<i>KP 150 2000mm kick</i>	<i>Kp150/2000</i>	<i>218.00</i>

Emergency Stop Hand and Palm Operated type Switches



Model/Description	RDM Part No.	Price: (£) Sterling
<i>M1 Latching Mushroom Head 40 mm Diameter</i>	<i>30111</i>	<i>27.00</i>
<i>M2 Latching Mushroom Head 90 mm Diameter</i>	<i>30109</i>	<i>61.00</i>

A full Installation and Special Build Service is available !

All Prices are Nett. Ex Works. VAT Charged Extra

Carriage is Charged at Nominal 4 % of Order value for normal shipping.

All goods are supplied subject to RDM Industrial Services Ltd Terms and Conditions of Trading



Established 1951

RDM ENGINEERING

Stakehill Lane, Stakehill,
Middleton, Manchester M24 2RY.
Telephone: 0161 643 9333
Fax: 0161 655 3467
www.rdmengineering.co.uk